

Valuable and Accessible IT Solutions

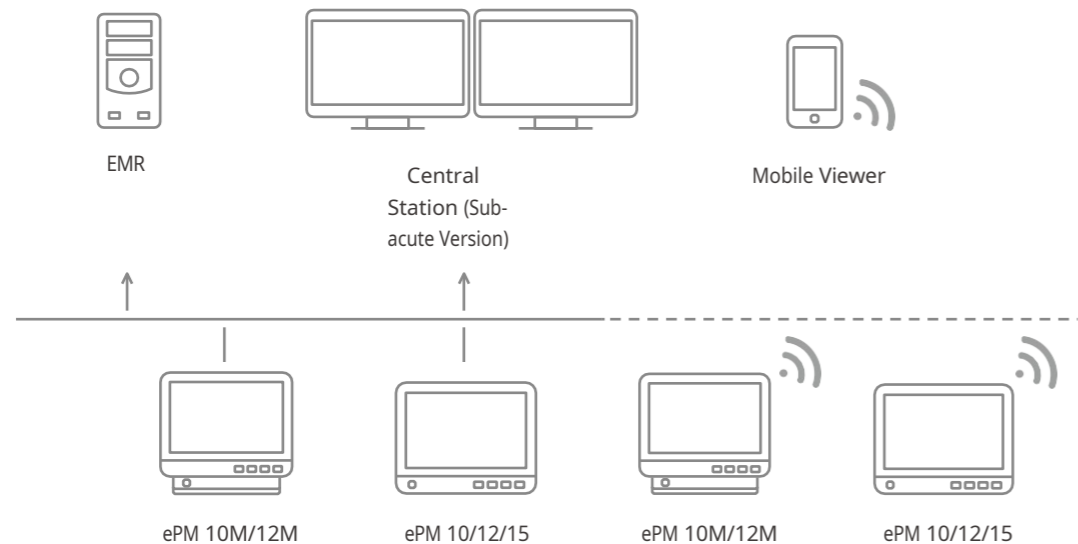
Mindray ePM devices can connect to the Central Monitoring Station (CMS) and eGateway through both wired and wireless networks, as well as interfacing with third-party electronic medical records (EMR) via HL7 output directly.

The ePM helps enhance clinical work flow and efficiency with its flexible yet reliable connectivity capabilities.

- The View Other Patient function allows caregivers to see, in real-time, up to 12 other beds on a single ePM screen. This seamless information exchange between bedside monitors can help caregivers view all their patients at once, without the need for CMS.
- With the ePM Caregroups function caregivers can quickly find and review their assigned patients or ward when connected to the CMS.

Data from ePM devices can be easily connected to the CMS and Mobile Viewer, giving clinicians access to their patient data anytime and anywhere in the hospital.

- The CMS Early Warning Scores (EWS) dashboard provides an intuitive display of patient status, with dynamic updates pushed to the Mobile Viewer, alerting caregivers to changes in patient conditions and potential risk of deterioration.



ePM 10/12/15

Compact Patient Monitor

The evolution of simplicity



Inspired by the needs of customers, Mindray patient monitors adopt advanced technologies and transform them into accessible innovation. The ePM delivers excellent visual experience, intelligent operation, accurate physiological measurements, smooth workflow and comprehensive connectivity options for demanding hospital settings, such as Emergency Rooms, Recovery Units, Sub-acute Units and General Wards.

Minimalist Design

Multi-touch capacitive screen
Supports gestures operations

170°
Wide viewing angle
Makes display more visible

HD

1280x800 pixel (10.1"/12.1")
1366x768 pixel (15.6")
Provides HD visual experience

Auto brightness
Reduces light interference at night

Thoughtful Design for Cleaning

- Ergonomic, concealed handle without cleaning blind spot
- Streamlined design makes cleaning easier
- Screen lock for easy cleaning



Flexible Mounting Solutions

- A wide range of mounting solutions designed for various clinical settings
- The release mechanism allows for quick removal from the wall mount or rolling stand for transport

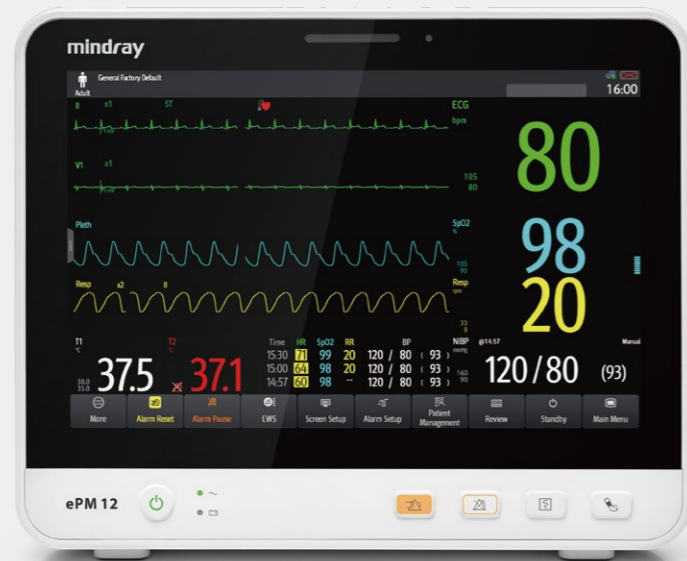


Fanless design

Reduces the risk of cross-contamination

Durable and robust casing

Validated for cleaning with 49 leading disinfectants



Accurate, Reliable Parameters

Comprehensive Monitoring

Integrated Platinum™ MPM parameters:

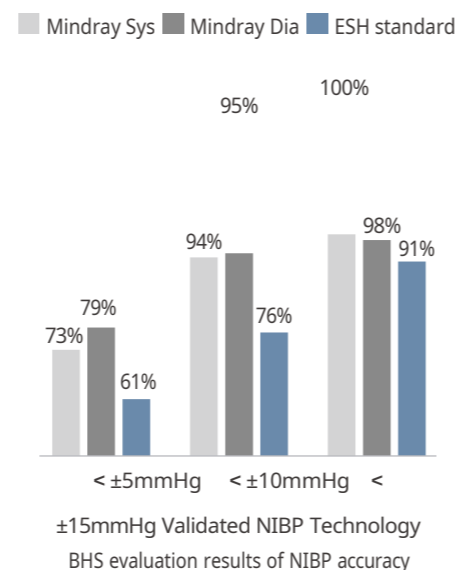
3/5/12-lead ECG, respiration, SpO₂*, temperature and NIBP.

- Multi-lead ECG algorithm with ST & QT analysis
- Low perfusion algorithm
SpO₂
- Fast, accurate and motion tolerant NIBP algorithm, validated by British Hypertension Society (BHS)

Wide measurement range and anti-interference performance ensures excellent parameter accuracy and reliability.

The ePM also provides advanced parameter options: 2-ch invasive blood pressure, EtCO₂ and cardiac output measurement, making it suitable for a wide range of clinical settings.

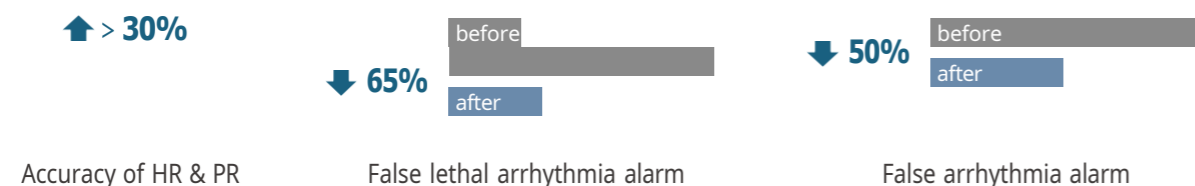
* Mindray provides 3 options of SpO₂ measurement, Mindray, Masimo and Nellcor. For further information about the availability of Masimo and Nellcor SpO₂, please contact with your local sales representatives.



Reduce False Alarms with CrozFusion™



Innovative multi-parameter alarm analysis can reduce false arrhythmia alarms and promote the accuracy of heart rate and pulse rate, and help to alleviate alarm fatigue.



Note: The results are based on an evaluation by Mindray multi-parameter fusion database.

Simplicity at Your Fingertips

Intelligent Operation Experience

- Operate with gestures, just like a tablet PC
- Access to the most common functions in 2 steps or fewer
- Quickly identify disconnected sensors with the innovative AlarmSight technology



Smooth Workflow

Based on clinical insight, the ePM has optimized workflows to support caregivers at the bedside, swiping the touchscreen to switch between commonly used functions and interfaces, enabling clinical tasks to be completed quickly and accurately.



View from a distance



View at bedside
Highlights abnormal



Ward rounds or nurses hand over



Review and analyze
24hrs waveform review and critical

Extensive Data Storage at the Bedside



Note: These are the Maximum storage capacity of ePM devices with 16G storage.

Early Warning Scoring (EWS)

Mindray ePM monitors provide a point-of-care EWS calculator to help clinicians track and document signs of patient deterioration, aiding faster and more informed patient care decisions.

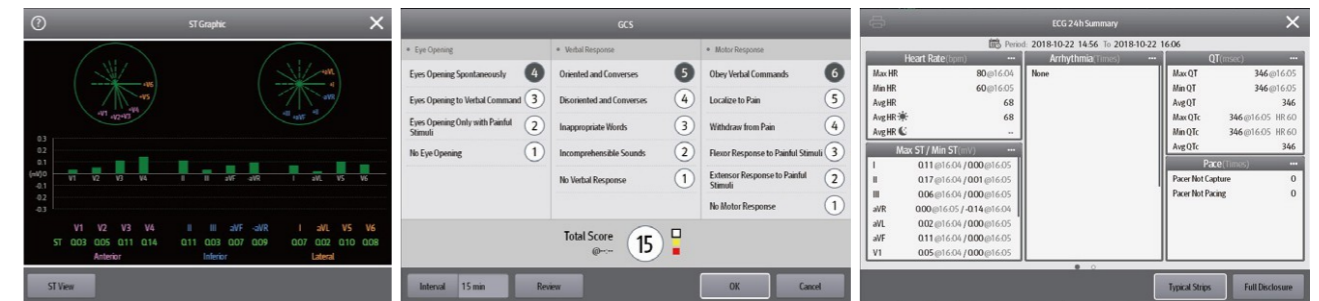
- Compliant with the National Early Warning Score (NEWS), National Early Warning Score 2 (NEWS2) and Modified Early Warning Score (MEWS) protocols
- Alternatively, create custom protocols to suit your hospital requirements
- Intuitive layout and trends review helps caregivers visualize data quicker
- Automate EWS calculations quickly at the bedside
- Display score escalation instructions on-screen to remind caregivers make rapid care decisions
- Integration to the Electronic Medical Record (EMR) for fast, accurate electronic vitals and early warning scoring documentation



The Early Warning Score tool, as displayed on ePM devices

Clinical Assistive Applications (CAA)

The ePM provides efficient Clinical Assistive Applications (CAA) to help support safe and efficient decision making in mid-acuity and general ward areas.



ST Graphic™

Glasgow Coma Scale

24 hours ECG summary



Supporting Safety in Neonates

SpO₂ Screen

- Intuitive SpO₂ target management dashboard helps to reduce risk of excessive oxygenation
- 24 hours of SpO₂ statistics helps caregivers to evaluate the treatment effects



OxyCRG



- Effectively identify apnea of prematurity as ABD event
- Detailed and complete records of events help caregivers quickly identify the cause

